

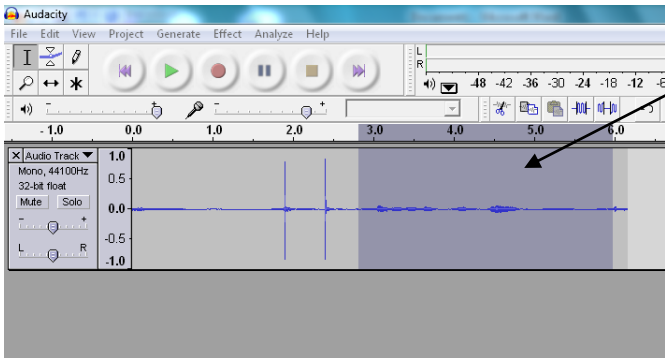
# Audacity; Recording, Saving an MP3 and sound effects.



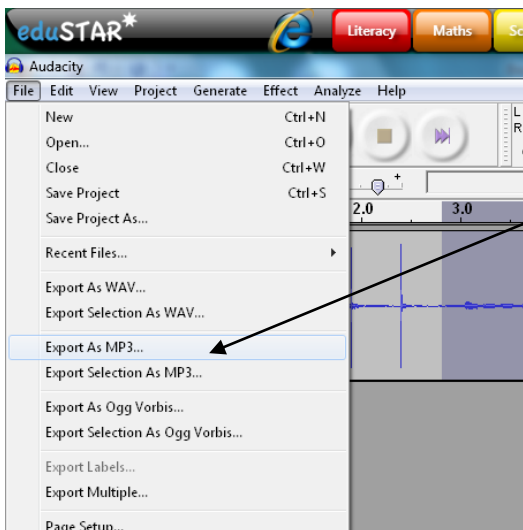
1. Select Audacity from AV



2. Get your microphone ready and hit the **red record** button.

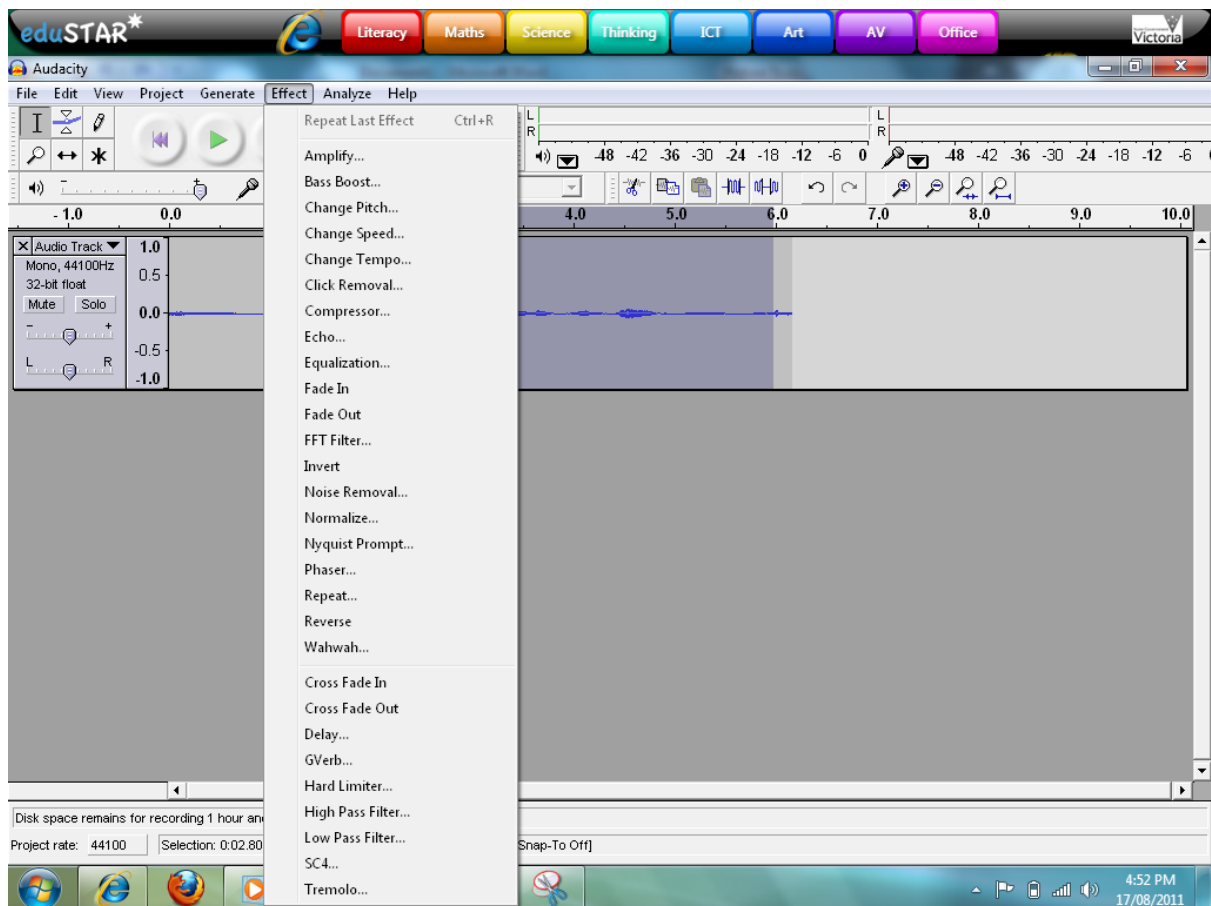


3. Select the audio you want



4. Select File, Export as an MP3.  
5. Save to desired folder.

## Audacity; Recording, Saving an MP3 and sound effects.



For a bit of fun, select your audio and give it an effect such as change of pitch. Don't forget to save any changes.

### Problems:

If you can't get any signal into Audacity (microphone not working).

Check your mixer settings on the task bar by RIGHT clicking on the speaker and go into recording devices.

You may have to choose a different recording device depending on what your microphone is plugged into.

er and go into recording devices.  
ve to choose a different recording device  
n what your mic is plugged into.

